


THE BUNDI CENTRAL COOPERATIVE BANK LTD., BUNDI
THE THIRD SCHEDULE (SECTION - 29) FORM - "A"

Balance sheet as on 31st March 2022


Position as on 31-03-2021		Capital and Liabilities		Position as on 31-03-2022	
		1	CAPITAL		
350000000.00	350000000.00		(l) AUTHORISED CAPITAL	350000000.00	350000000.00
			Shares of 10000 each A Class		
			Shares of Rs. 1000 each B Class		
	61410000.00		(a) State Govt.	61410000.00	
	191747650.00		(b) Co-operative Institution	199798850.00	
253157650.00	0.00		(c) Others ICDP	0.00	261208850.00
		2	RESERVE FUND AND PROVISIONS		
	1508428.17		(a) Statutory Reserve	1508923.17	
	3778196.92		(b) Building Fund	3778196.92	
	13910.73		(c) Dividend Equilization Fund	13910.73	
	27470.37		(d) Investment Depreciation Reserve	27470.37	
	75871.00		(e) Risk Fund for Antoydaya	75871.00	
	1154.35		(f) Janhikari Kosh	1154.35	
	346191.05		(g) Reserve Fund for Conveyance	346191.05	
	137784.80		(h) Subsidy for Computer	137784.80	
	454060.53		(i) Supervision Fund	454060.53	
	60000.00		(j) Subsidy for S.G.Y.	0.00	
	84136691.08		(k) Re-Valuation Reserve	77490064.08	
	226429.00		(l) Agri. Credit Stabilisation Fund	233222.00	
	8224084.00		(m) Technology Adoption Fund	8624084.00	
	0.00		(n) Provision for NPA		
	46240540.56		1) Prov. Against NPA (Credit)	48740540.56	
	11408672.00		2) Prov. Against NPA (Other Assets)	11408672.00	
	7169000.00		(o) Provision ag. Standard Assets	8169000.00	
	35404595.05		(p) Provision Ag. Overdue Interest	39404595.05	
	12998160.00		(q) Provision for Staff Gratuity	0.00	
	1251667.00		(r) Provision for Staff Leave Encashment	3593817.00	
	0.00		(s) Provision for Wage Settlement	4000000.00	
			TOTAL C/F		
	113462906.61				208007557.61
	466620556.61				469216407.61



[2]

Balance sheet as on 31st March 2022

Position as on 31-03-2021		Capital and Liabilities		Position as on 31-03-2022	
466620556.61		TOTAL B/F			469216407.61
		3	SUBSIDIARY STATE PARTNERSHIP		
			FUND ACCOUNT FOR SHARE CAPITAL OF		
			(i) Primary Agril. Credit Socs.	11080500.00	11080500.00
11080500.00	0.00		(ii) Other Socs.	0.00	0.00
		4	DEPOSIT AND OTHER ACCOUNTS:		
			(i) FIXED DEPOSIT		
			(a) Individuals	1190879797.37	1190879797.37
			(b) Primary Co-op. Banks	0.00	0.00
			(c) Other Socs.	629757407.72	629757407.72
			(ii) SAVING BANK DEPOSITS		
			(a) Individuals	893057443.51	893057443.51
			(b) Others Socs.	148578913.60	148578913.60
			(iii) CURRENT DEPOSITS		
			(a) Individuals	17166103.04	17166103.04
			(b) Other Socs.	54766967.19	54766967.19
			(iv) MONEY AT CALL AND SHORT NOTICE		
			(a) Individuals	0.00	0.00
			(b) Other Socs.	0.00	0.00
			(v) OTHER DEPOSITS		
			(a) Societies reserve fund	0.00	0.00
			(b) Recurring Deposit	9752486.50	9752486.50
			(c) Security Deposit	0.00	0.00
			(d) Unregistered Societies	0.00	0.00
			(e) P.F. of Pacs Manager	0.00	0.00
3256362305.46			BORROWING FROM THE STATE COOP. BANK		2943959118.93
		5	(A) Short-term Loans cash credits and over-drafts of which secured against:-		
			(a) Govt. and other approved securities	2020000000.00	2020000000.00
			(1) Agri. Credit Borrowing from RSCB Jaipur		
			(2) Other Borrowing	11653000.00	11653000.00
			1- RSCB	0.00	0.00
			2- NABARD	74781715.00	74781715.00
			3- NCDC		
3734063362.07			TOTAL C/F	2106434715.00	3424256026.54



[3]

Balance sheet as on 31st March 2022


Position as on 31-03-2021		Capital and Liabilities		Position as on 31-03-2022	
3734063362.07	2160587816.00	TOTAL B/F	2106434715.00	3424256026.54	
		(B) Medium Term Conversion Loan of Which			
		Secured against:-			
	0.00	(1) Govt. and other approved securities	0.00		
	0.00	(2) Other tangible securities :M.T.Non-Agri. Rs.	0.00		
	0.00	(C) Computer loan Borrowing	0.00		
	0.00	(D) From State Revolving Fund	0.00		
		(Secured Ag. other tangible securities)			
2160587816.00	0.00	(E) Overdrafts with RSCB JAIPUR	0.00	2106434715.00	
		BILLS FOR COLLECTION BEING BILLS			
		6			
	0.00	RECEIVABLE AS PER CONTRA		0.00	
	0.00	7 BRANCH ADJUSTMENT		0.00	
		8 OVER DUE INTEREST RESERVE			
91245874.55		9 INTEREST PAYABLE		82584893.97	
		10 OTHER LIABILITIES			
	3560066.00	(a) Provision for Income Tax	3250000.00		
	1164887.87	(b) Bills Payable (M.C.P.)	1330924.87		
	5000000.00	(c) Provision For Embezzlement	5000000.00		
	786339.00	(d) NFS Settlement-Issuing	79835.00		
	1163992.47	(e) Unclaimed DD	0.00		
	225000.00	(f) Margin Money Socs.	0.00		
	9197416.98	(g) Intt. Not collected A/c	6562693.45		
	1790497.00	(h) Goods and Service Tax / TDS Payable	1825556.24		
	6185422.79	(i) Sundry Creditor & Others	6543890.59		
	11726590.93	(j) Balance with Deaf A/c with RBI (Contra)	14571229.85		
	22802372.00	(k) Pacs Share Money Collection Account	26130383.00		
63602585.04				65294513.00	
		11 PROFIT AS PER LAST BALANCE SHEET			
		LESS APPROPRIATION BALANCE			
	7289011.28	ADD; PROFIT FOR THE YEAR	10117302.26		
	0.00	LESS AMT. TR. IN ACCUMULATED LOSS	0.00		
71979903.66	64690892.38	12 ACCUMULATED PROFIT	71979903.66	82097205.92	
6121479541.32		GRAND TOTAL LIABILITY		5760667354.43	



[4]

Balance sheet as on 31st March 2022

Position as on 31-03-2021		Property and Assets		Position as on 31-03-2022	
		1	CASH		
	24801621.00		(a) In Hand		36096529.00
	0.00		(b) Cash with ATM		598800.00
	171247092.64		(c) In C/A with notified Bank and Apex Bank		140680658.10
326049452.64	130000739.00		(d) In Fixed Deposits with Apex Bank		135156402.00
					312532389.10
		2	BALANCE WITH OTHER BANKS		
	216661739.15		(a) Current Deposit		288540276.52
218952726.15	2290987.00		(b) Fixed Deposits		0.00
					288540276.52
		3	MONEY AT CALL SHORT NOTICE		
410000000.00	410000000.00				30000000.00
		4	INVESTMENT		
	640015000.00		(a) In Central & State Govt. Securities :		641440000.00
			(At Book Value)		
			(Face Value)		
			Market Value N.A.		
	20000000.00		(b) Nabard Bonds		0.00
			(c) Other Investment		
	88480000.00		(1) Shares in Apex Bank		88480000.00
	1000000.00		(2) Shares In Co-operative Institution(Iffco)		100000.00
759626248.03	11031248.03		(3) Investment with LIC for Staff Gratuity/PL Encashment		954335.56
					730974335.56
		5	INVESTMENT OUT OF SUBSIDIARY STATE		
			PARTNER SHIP FUND: IN SHARE OF :-		
	11080500.00		(a) Primary Agril.Societies		11080500.00
11080500.00	0.00		(b) Other Societies		0.00
					11080500.00
			TOTAL C/F		1373127501.18



[6]

Balance sheet as on 31st March 2022

Position as on 31-03-2021		Property and Assets		Position as on 31-03-2022	
4829269429.93		TOTAL B/F			5051423750.89
		8	BILLS RECEIVABLE BEING BILLS FOR		0.00
			COLLECTION AS PER CONTRA		82099584.13
0.00		9	PREMISES LESS DEPRECIATION		19951256.13
88870944.95		10	BRANCHES ADJUSTMENT		16289104.71
21355803.83		11	FURNITURE AND FIXTURES		
19154127.53		12	OTHER ASSETS (To be Specified)		
	13592219.55		(a) Sundry Debtors & Other	11479537.61	
	4619705.00		(b) Cash Embezzlement	4619705.00	
	1908385.76		(c) Stationery in Stock	1709301.40	
	1820769.93		(d) Amount receivable from Cader Authority against salary and etc. of Sup.Staff	1820769.93	
	11726590.93		(e) Balance with Deaf A/c with RBI (Contra)	14571229.85	
	3882753.00		(f) Advance Income Tax	4943038.00	
	3531715.00		(g) Income Tax Receivable (2014-15)	3531715.00	
41082139.17					42675296.79
		13	NON BANKING ASSETS ACCURED IN		
			SATISFACTION OF CLAIMS		548228361.78
		14	Receivable From GOR Against Loan Waiver		
1128954362.28		15	PROFIT & LOSS		
	0.00		(a) Balance of Accu. loss as per last balance Sheet	0.00	
			Less Excess Provision Tranfered from		
	0.00		Less Profit Transfer in Accu. Loss	0.00	
	0.00		(b) Balance of Accumulated Loss	0.00	
0.00			GRAND TOTAL OF ASSETS		5760667354.43
6128686807.69					

MANAGER (A & F)

MANAGING DIRECTOR

ADMINISTRATOR

JHAKAL & CO.

